

HCD

HART CONCRETE DESIGN

TO SPECIFY:

Hart Concrete Design, Inc
2120 South Susan Street
Santa Ana, CA 92704
866.716.4278
www.hartconcretedesign.com

Item: X FRAME PING PONG

Size:

☐ 108" X 60" X 30"H

Select Desired Color:

☐ GREY ☐ MALIBU
☐ IRON ☐ MESA
☐ STEEL ☐ WHITE

Select Desired Base Color:

☐ BLACK (RAL 9011)
☐ WHITE (RAL 9010)
☐ CLEAR COAT
☐ OTHER: _____
(RAL COLORS)

Select Desired Net Color:

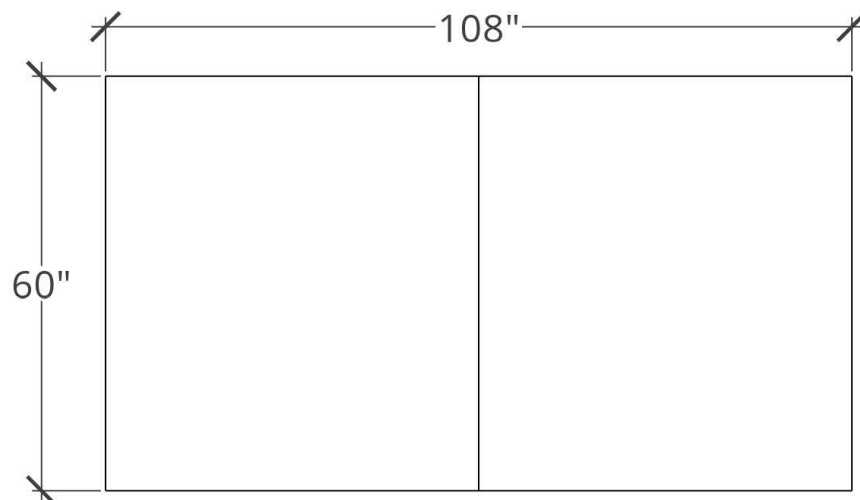
☐ BLACK (RAL 9011)
☐ WHITE (RAL 9010)
☐ CLEAR COAT
☐ OTHER: _____
(RAL COLORS)

Select Desired Line Color:

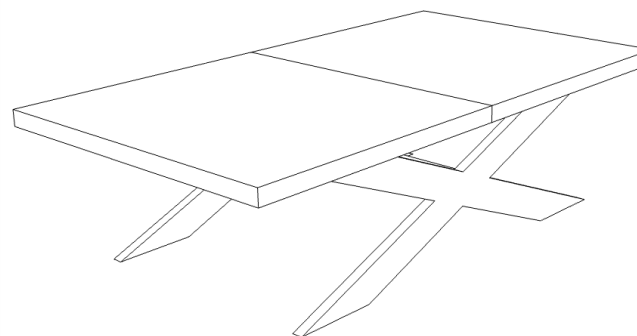
☐ WHITE ☐ NO LINE
☐ BLACK

Accessories (incurs additional charge):

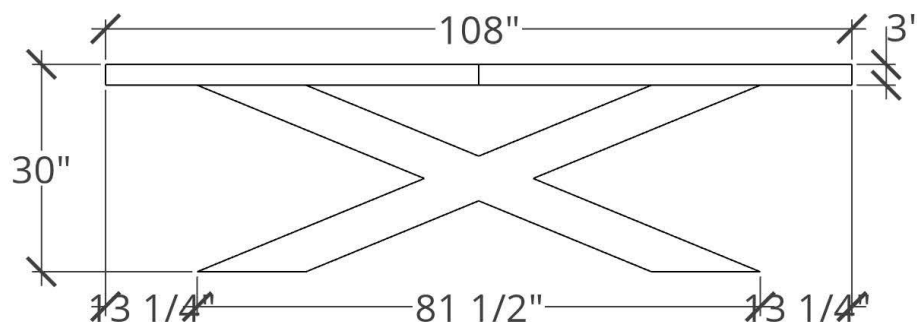
☐ CANVAS COVER



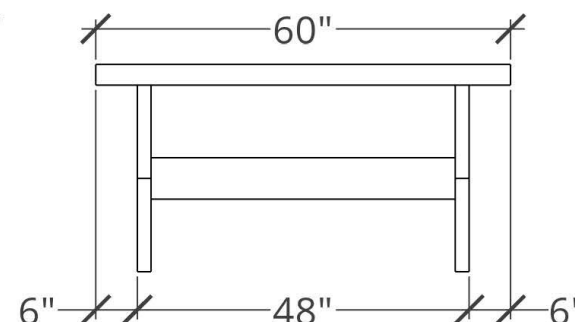
PLAN VIEW



PERSPECTIVE



FRONT ELEVATION



SIDE ELEVATION

OVERALL DIMENSIONS	TOP WEIGHT	BASE DIMENSIONS	BASE WEIGHT
108" X 60" X 30"H	250 LBS EACH	81 1/2" X 48" X 29"H	75 LBS

NOTE

1. Installation to be completed in accordance with manufacturer's specifications
2. Do not scale this drawing.
3. This drawing is intended for use by architects, engineers, contractors, consultants and design professionals for planning purposes only. This drawing may not be used for construction.
4. All information contained herein was current at the time of development but must be reviewed and approved by the product manufacturer to be considered accurate.