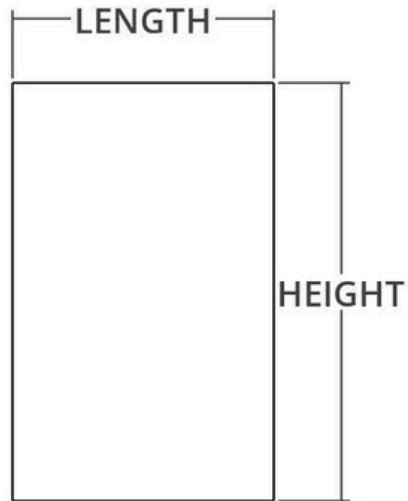



HCD

HART CONCRETE DESIGN

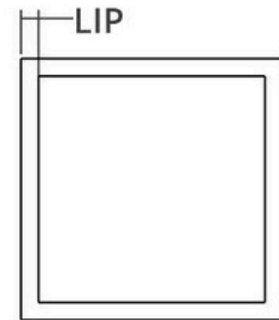
RICHARD



FRONT VIEW



SIDE VIEW



PLAN VIEW

PRODUCT	LENGTH	WIDTH	HEIGHT	LIP	WEIGHT
RIC090918	9"	9"	18"	1"	50 LBS
RIC121220	12"	12"	20"	1"	100 LBS
RIC151524	15"	15"	24"	1"	135 LBS
RIC181830	18"	18"	30"	1"	200 LBS

NOTES

- Drainage holes available upon request
- Custom sizes available.
- Planters are sanded, stained and sealed.
- Waterproofing tar available upon request.

hartconcretedesign.com | 866.716.4278 | info@hartconcretedesign.com