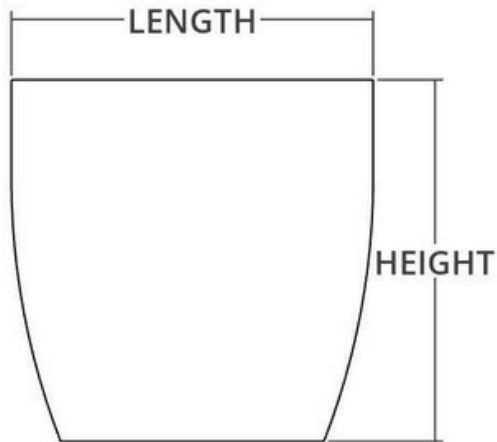


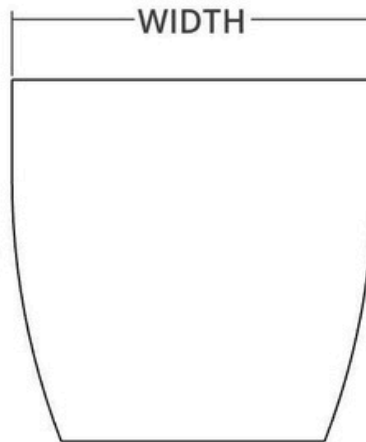
# HCD

HART CONCRETE DESIGN

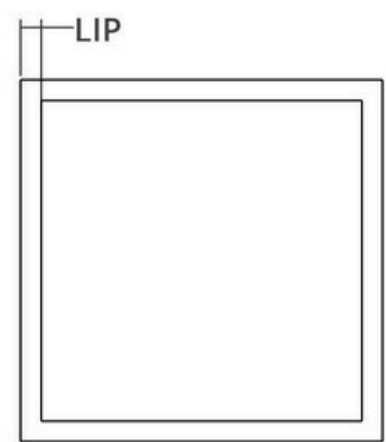
PETER



FRONT VIEW



SIDE VIEW



PLAN VIEW

PRODUCT	LENGTH	WIDTH	HEIGHT	LIP	WEIGHT
PET121212	12"	12"	12"	1"	50 LBS
PET151515	15"	15"	15"	1"	100 LBS
PET181818	18"	18"	18"	1"	125 LBS
PET222222	22"	22"	22"	1 1/4"	200 LBS
PET242424	24"	24"	24"	1 1/4"	225 LBS
PET303030	30"	30"	30"	1 1/4"	350 LBS

## NOTES

- Drainage holes available upon request
- Custom sizes available.
- Planters are sanded, stained and sealed.
- Waterproofing tar available upon request.

hartconcretedesign.com | 866.716.4278 | info@hartconcretedesign.com