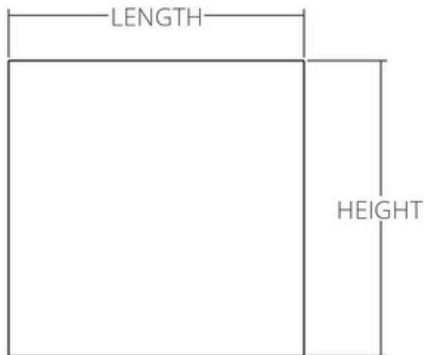



HCD

HART CONCRETE DESIGN


INDO PLANTER



FRONT VIEW



SIDE VIEW



PLAN VIEW

PRODUCT	LENGTH	WIDTH	HEIGHT	LIP	WEIGHT
IND121212	12"	12"	12"	1"	55 LBS
IND181818	18"	18"	18"	1"	125 LBS
IND242424	24"	24"	24"	1 1/4"	220 LBS
IND303030	30"	30"	30"	1 1/4"	345 LBS
IND363636	36"	36"	36"	1 1/4"	500 LBS
IND424242	42"	42"	42"	1 1/4"	345 LBS

NOTES

- Drainage holes available upon request
- Custom sizes available.
- Planters are sanded, stained and sealed.
- Waterproofing tar available upon request.

hartconcretedesign.com | 866.716.4278 | info@hartconcretedesign.com