

# HCD

HART CONCRETE DESIGN

TO SPECIFY:  
Hart Concrete Design, Inc  
2120 South Susan Street  
Santa Ana, CA 92704  
866.716.4278  
www.hartconcretedesign.com

Item: COLUMN BASE PING  
PONG TABLE

## Size:

☐ 108" X 60" X 30"H

## Select Desired Color:

- ☐ WHITE
- ☐ GREY
- ☐ IRON
- ☐ STEEL
- ☐ MALIBU
- ☐ MESA

## Select Desired Line Color:

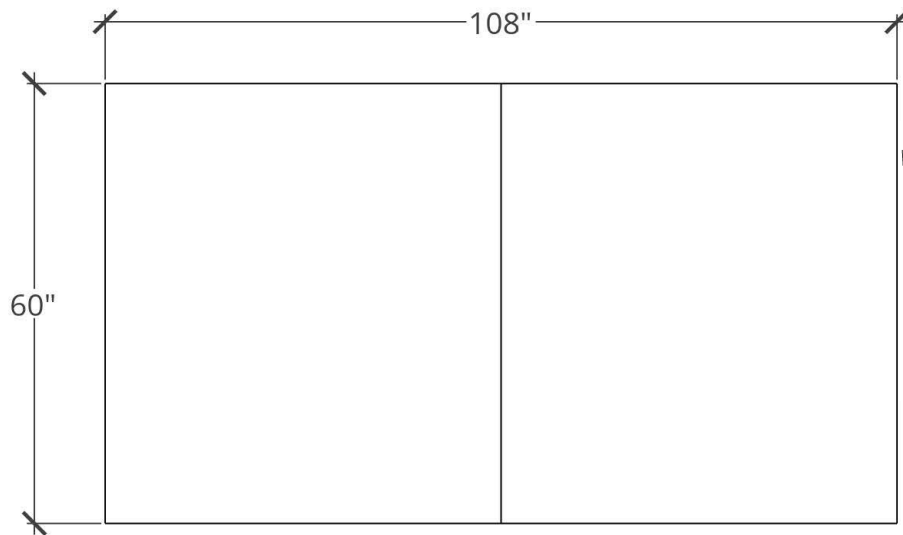
- ☐ WHITE
- ☐ BLACK
- ☐ OTHER: \_\_\_\_\_

## Line Color:

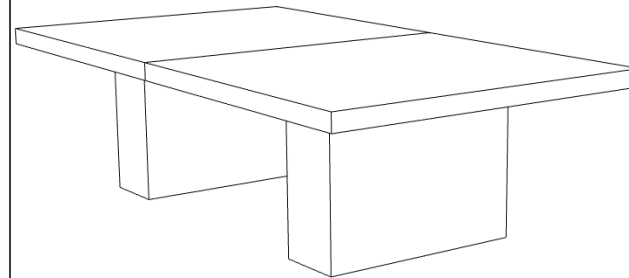
- ☐ BLACK
- ☐ WHITE
- ☐ CLEAR COAT
- ☐ OTHER: \_\_\_\_\_  
(RAL COLORS)

## Accessories (incurs additional charge):

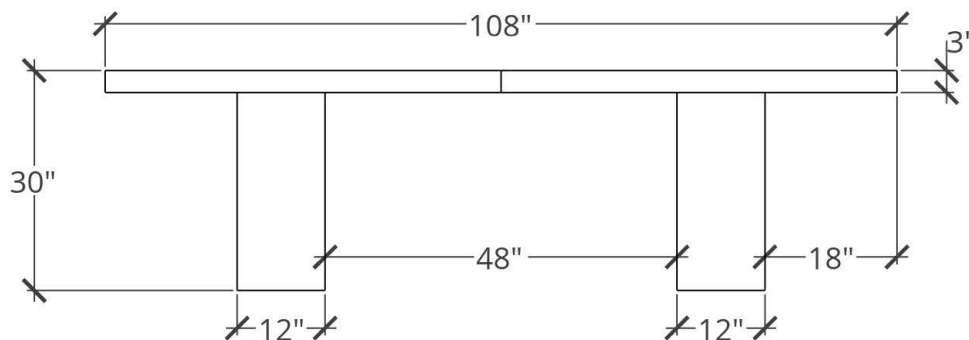
- ☐ CANVAS COVER



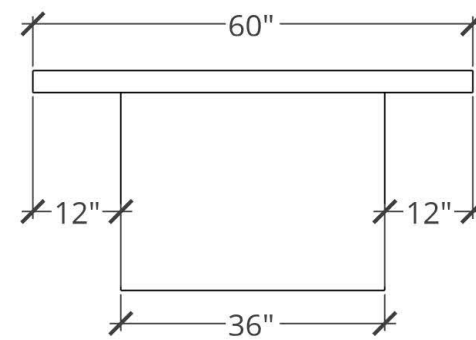
PLAN VIEW



PERSPECTIVE



FRONT ELEVATION



SIDE ELEVATION

OVERALL DIMENSIONS	TOP WEIGHT	LEG DIMENSIONS	LEG WEIGHT
108" X 60" X 30"H	250 LBS EACH	36" X 12" X 29"H	250 LBS EACH

## NOTE

1. Installation to be completed in accordance with manufacturer's specifications
2. Do not scale this drawing.
3. This drawing is intended for use by architects, engineers, contractors, consultants and design professionals for planning purposes only. This drawing may not be used for construction.
4. All information contained herein was current at the time of development but must be reviewed and approved by the product manufacturer to be considered accurate.