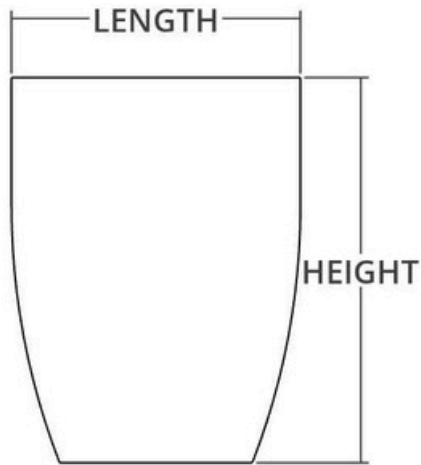



# HCD

HART CONCRETE DESIGN

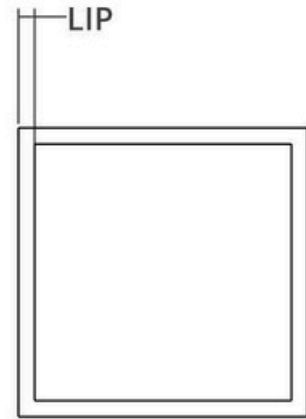
CARL



FRONT VIEW



SIDE VIEW



PLAN VIEW

PRODUCT	LENGTH	WIDTH	HEIGHT	LIP	WEIGHT
CRL121218	12"	12"	18"	1"	50 LBS
CRL151522	15"	15"	22"	1"	100 LBS
CRL181824	18"	18"	24"	1"	125 LBS

## NOTES

- Drainage holes available upon request
- Custom sizes available.
- Planters are sanded, stained and sealed.
- Waterproofing tar available upon request.

[hartconcretedesign.com](http://hartconcretedesign.com) | 866.716.4278 | [info@hartconcretedesign.com](mailto:info@hartconcretedesign.com)