

# HCD

Hart Concrete Design  
(866) 716-4278

Item: BLOCK PLAZA  
Gas Type: PROPANE  
HARDLINE  
Ignition: BLUETOOTH  
Date: 12/06/2022

**Size:**

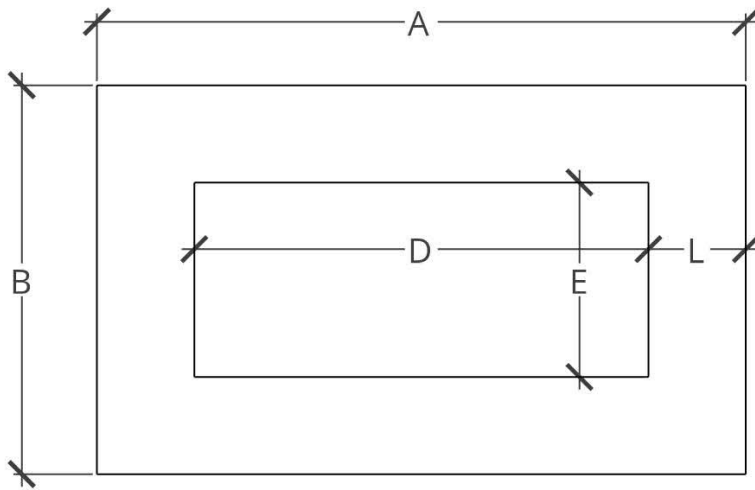
- 48" X 30" X 18"H
- 60" X 36" X 18"H
- 72" X 42" X 18"H
- 84" X 42" X 18"H

**Select Desired Color:**

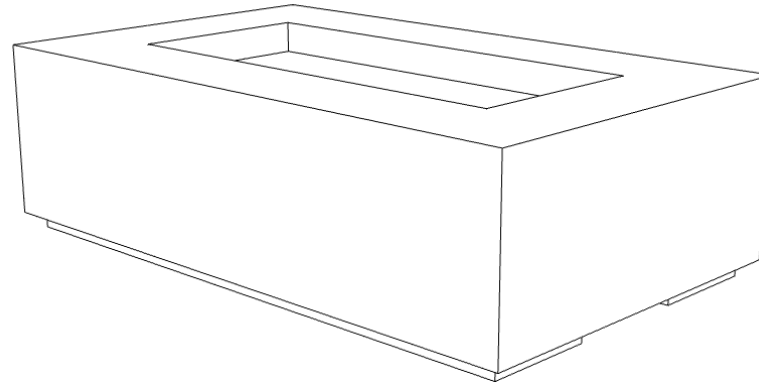
- WHITE
- GREY
- IRON
- STEEL
- MALIBU
- IDAHO
- MESA

**Accessories (incurs additional charge):**

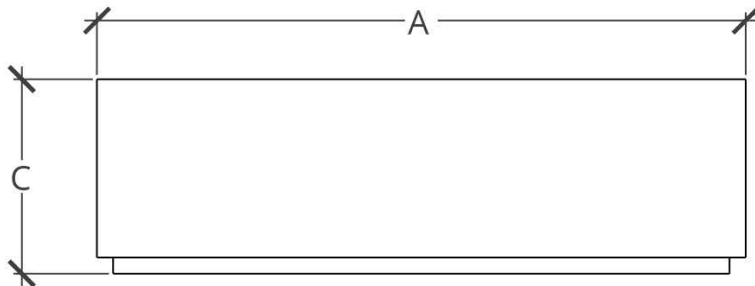
- WINDGUARD
- FIRE GLASS
- CANVAS COVER
- TIMER
- EMERGENCY STOP
- POLISHING SPRAY



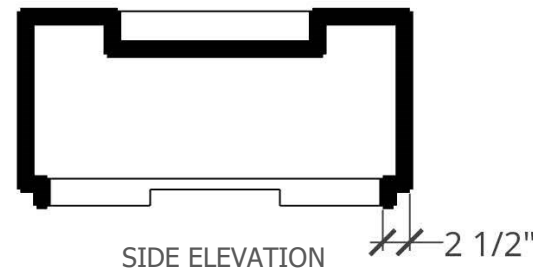
PLAN VIEW



PERSPECTIVE



FRONT ELEVATION



SIDE ELEVATION

DIMENSIONS (A X B X C)	LEDGE (L)	BURNER AREA (D X E)	WEIGHT	BURNER	BTU RATING
48" X 30" X 18"H	6"	36" X 18"	300 LBS	TOR-30X12SSEI-H-HI/LO-LP/120VAC	150K
60" X 36" X 18"H	9"	42" X 18"	425 LBS	TOR-36X14SSEI-H-HI/LO-LP/120VAC	175K
72" X 42" X 18"H	12"	48" X 18"	525 LBS	TOR-42X14SSEI-H-HI/LO-LP/120VAC	200K
84" X 42" X 18"H	10"	64" X 22"	600 LBS	TOR-54X16SSEI-H-HI/LO-LP/120VAC	250K