

HCD

Hart Concrete Design

(866) 716-4278

Item: ASYMMETRIC
 Gas Type: NATURAL GAS
 Ignition: PUSH BUTTON
 Date: 12/06/2022

Size:

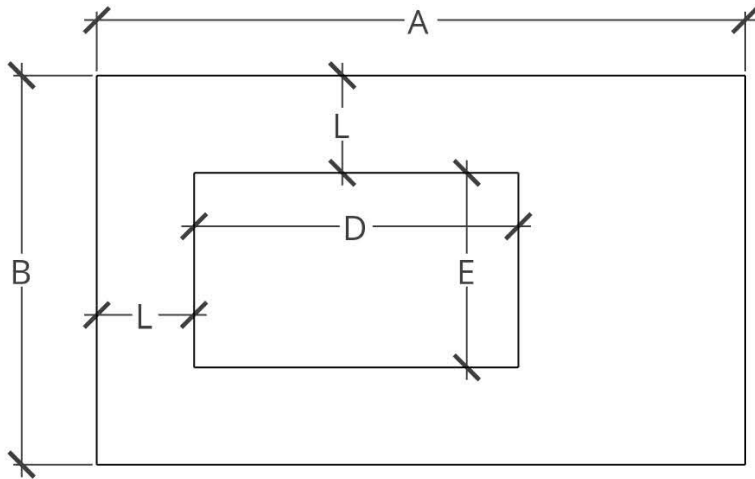
- 60" X 36" X 18"H
- 72" X 42" X 18"H
- 84" X 42" X 18"H

Select Desired Color:

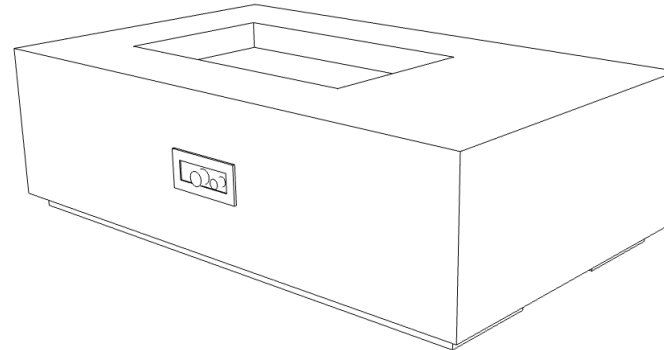
- WHITE
- GREY
- IRON
- STEEL
- MALIBU
- IDAHO
- MESA

Accessories (incurs additional charge):

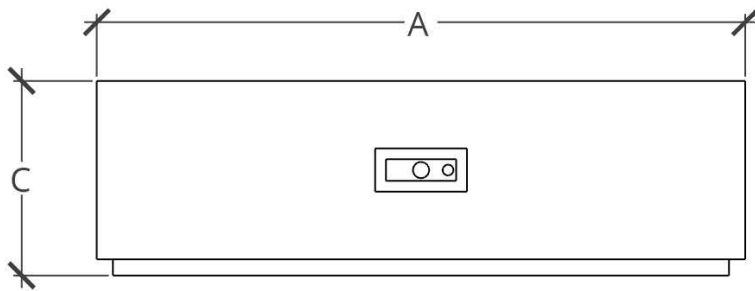
- WINDGUARD
- FIRE GLASS
- CANVAS COVER
- POLISHING SPRAY



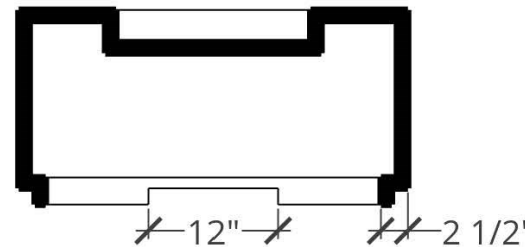
PLAN VIEW



PERSPECTIVE



FRONT ELEVATION



SIDE ELEVATION

| DIMENSIONS (A X B X C) | LEDGE (L) | BURNER AREA (D X E) | WEIGHT | BURNER | BTU RATING |
|------------------------|-----------|---------------------|---------|-------------------------|------------|
| 60" X 36" X 18"H | 9" | 30" X 18" | 425 LBS | TOR-FPPK24X12-H-FLEX-NG | 115K |
| 72" X 42" X 18"H | 12" | 36" X 18" | 525 LBS | TOR-FPPK30X12-H-FLEX-NG | 150K |
| 84" X 42" X 18"H | 12" | 42" X 18" | 600 LBS | TOR-FPPK36X14-H-FLEX-NG | 150K |